

VICTORIAN FLOOR TILES

Hand Decorated Victorian Floor Tiles

Used individually or in groups as decorative panels or borders, these decorated tiles are the ideal complement for the geometric tiles. All are based on traditional Victorian designs with the pattern overprinted in the same colours as the geometric tiles.



Inverlochy with reduced Tennyson border and blue decorated Palmerston centrepiece within a frame of 149 X 75 X 50mm trapezium tiles.

Permanent decorated surfaces

Intensive research and development by Original Style with specially formulated stains, inks and matt glazes has achieved a hardness and wear-resistance of the printed designs which makes them suitable for heavy domestic or light commercial use, either indoors or outside.

Original Style Decorated tiles have been independently tested by British Ceramic Research Ltd. to BS 6431 Part 14 (EN 102) Capon Abrasion, and they have determined that they comply with the requirements of EN 176 (B2 tiles). The samples were also allocated to class 4 according to Part 20 (EN 154). Report Ref: NM92/635.

corner



6270 blue



6281 green

border



6269
blue



6280
green



6265
blue



6278
green

Livingstone

Size 106 X 106mm (approx. 4 1/8" X 4 1/8") – Ideal for use as an individual tile to add interest and variety within a geometric tile pattern (see front cover picture).

Telford border and corner

An attractive rope design which contrasts pleasingly with the straight edges of the geometric tiles.

Border tile: 151 X 75mm (approx. 6" X 3")
Corner tile: 75 X 75mm (approx. 3" X 3")



6260 blue/brown



6284 green/red

Gladstone

Comprises 4 identical decorated tiles to form a panel measuring 304 X 304mm (approx. 12" x 12") including grout spaces.



6266 blue/white




6283 white/buff

Liverpool

Size 151 X 151mm (approx. 6" X 6") – Ideal for use as an individual tile, to add variety and contrast within a geometric tile pattern.



6268 green



6279 blue

Salisbury

Size 151 X 151mm (approx. 6" X 6") – This tile may be used to create a panel of any size by rotating through 90°, as shown on the left.

VICTORIAN FLOOR TILES


Palmerston 36 - tile set

Measuring 916 X 916mm (approx. 36" x 36") including grout, this magnificent decorated tile panel incorporates many classic Victorian design motifs. Ideal as a centrepiece in larger conservatories, the Palmerston will be a centre of attraction and interest wherever it is used.

The colours used closely match those of the geometric tiles; any apparent differences in colour in this brochure are as a result of the limits of the photographic and printing processes. Further, slight differences in shading occur within the tiles themselves, as they are made from natural clays.



6277 Palmerston green



Detail from
6262 Palmerston,
blue version.



6264 Stanley
Size 75 X 75mm
(approx. 3" X 3") –
For use individually as
Liverpool tile.

Disraeli

Comprises 9 tiles to form a panel measuring 457 x 457mm (approx. 18" x 18") including grout spaces - Ideal for use as a centrepiece.



6261 blue



6263



6271



6272



6273



6274

Darwin

Size 53 X 53mm (approx. 2" X 2") – Available in 5 colours on a buff background; for use individually as Liverpool tile.



6276 green



6295
black
on blue



6297
buff
on red



6294
brown
on buff



6299
black
on red



6296
buff
on black



6298
buff
on green

Cardigan

Size 53 X 53mm (approx. 2" X 2") – Available in 6 versions; ideal for use in octagon & dot patterns such as York or Nottingham.

Gordon

Size 53 X 53mm (approx. 2" X 2") – Available in 6 versions; ideal for use in octagon & dot patterns such as York or Nottingham.



6285
black on blue



6287
buff on red



6288
buff on green



6289
black on red



6286
buff on black



6290
brown on buff

corner



6573 blue



6575 green

border



6572 blue



6574 green

Kitchener border and corner

An attractive scroll decoration which provides a colourful and distinguished border to any geometric design. Border tile: 151 X 75mm (approx. 6" X 3") Corner tile: 75 X 75mm (approx. 3" X 3")

VICTORIAN FLOOR TILES

Hand Decorated Victorian Floor Tiles

A further selection of individual tiles and borders to add even more authenticity and interest to your geometric floor. They can be used to create impressive variations to schemes which would otherwise comprise plain tiles only.

Alternatively, why not devise your own decorative panels and frames as splendid centrepieces for larger areas?



This border design has been created using Elgin and Melbourne decorated tiles.



Elgin border and corner
A traditional border design featuring both Fleur de Lys and Shamrock motifs. Available in a choice of 5 colours. Border tile: 151 X 75mm (approx. 6" X 3")
Corner tile: 75 X 75mm (approx. 3" X 3")



Faraday border and corner
Available in 4 versions, these pleasing border tiles will add decoration and interest to any geometric scheme. Border tile: 151 X 75mm (approx. 6" X 3")
Corner tile: 75 X 75mm (approx. 3" X 3")



Greek Key border and corner
A classic border design originating from ancient Greece and which was 'borrowed' extensively by the Victorians. Border tile: 151 X 53mm (approx. 6" X 2")
Corner tile: 53 X 53mm (approx. 2" X 2")

VICTORIAN FLOOR TILES



6560 green/red



6561 white/blue



6562 black/blue

Wellesley

Size 151 X 151mm (approx. 6" X 6") – Use as an individual tile for extra visual appeal within your geometric pattern.

corner



6565 black on buff



6568 green on buff



6571 brown on white

border



6563
black on buff



6566
green on buff



6569
brown on white

Shaftesbury border and corner

Two-tile border set with matching corner tile. Each tile measures 151 X 151mm (approx. 6" x 6") and can be used to combine with, and highlight, your geometric floor.

corner



6671
black on buff



6673
red on buff



6675
buff on red



6677
blue on white



6679
green on white

border



6670
black on buff



6672
red on buff



6674
buff on red



6676
blue on white



6678
green on white

Lansdowne border and corner

Use in place of plain tiles in wider border patterns such as Browning or Melville (see pages 24 & 25) or create your own distinctive border.

Border tile: 151 X 24mm (approx. 6" X 1")

Corner tile: 24 X 24mm (approx. 1" X 1")

corner



6681
black spot



6683
buff spot

border



6680
black spot



6682
buff spot

Melbourne border and corner


Substitute for equivalent plain tiles in wider border patterns such as Clare

(see pages 24 & 25)

or use to design your own unique border.

Border tile: 151 X 24mm (approx. 6" X 1")

Corner tile: 24 X 24mm (approx. 1" X 1")



A combination of Kitchener and Lansdowne decorated tiles is used for this border.

VICTORIAN FLOOR TILES

Essential Information

SPECIFICATIONS

Complying with	BS6431: 1984 Group B2A
Description	unglazed, vitrified, dust-pressed ceramic tiles
Thickness	9mm (approx. 3/8") except Step Tread which is 12mm (approx. 1/2")
Abrasion resistance	maximum 147mm ³ ; PEI Class 4
Water absorption	not more than 6%
Frost resistance	no damage after 50 freeze/thaw cycles
Variation in facial dimensions	± 0.75% to ±1.2% from nominal size, depending on tile size

INSTALLATION

Before laying any of the tiles illustrated in this brochure, please read the Original Style **Victorian Floor Tiles Installation & Maintenance Guide** which is available free from your tile supplier. Original Style strongly recommend that their tiles be laid by an **experienced professional tiler**.

The satisfactory installation of all ceramic tiles depends on their application to a sound, level surface and use of the correct adhesive for that surface. Laying directly into wet cement is not recommended. Detailed guidelines are set out in BS5385:

Part 3: 1989

GROUTING RECOMMENDATIONS

Tiles should be spaced **2mm apart** and grouted with a grey cement-based grout. **Coloured grouts, including black, are likely to stain the tiles and are NOT recommended.**

PROTECTION AGAINST STAINING

Original Style floors are unglazed and can therefore be stained by grease, oil, wine etc. We therefore can recommend that in normal indoor domestic installations they are sealed with a wax or acrylic surface coating such as **Hagesan HG Golvpolish** before the floor is used.

In kitchens, commercial installations and out of doors an impregnating sealer such as **Hagesan HG Impregnator** may be used, but special care must be taken not to apply more than the tiles can absorb.

Full sealing and cleaning recommendations are given in our **Victorian Floor Tiles Installation & Maintenance Guide**.

SIZE VARIATION

Due to the nature of the clay firing process tile dimensions may vary by up to 0.75% above or below the stated size. Installers should particularly be aware that patterns such as Dorchester and Oxford, consisting of tiles of one nominal size in two different colours, may require increased grout spacing to allow for this variation.

EXTERIOR USE

Original Style floor tiles are suitable for outdoor use and are frost resistant, provided that they are laid in such a way that rainwater drains freely off them and cannot penetrate beneath and between them. Tiles should **not** be laid on flat, asphalt-covered roofs in areas subject to frost. Tiles laid outdoors should be sealed with **Hagesan HG Impregnator** to increase their water repellence.

TILE COLOURS

Owing to the limitations of the printing process, tile colours shown in this brochure are not precisely the same as those of the actual tiles. We recommend that you look at the showroom display of your local Original Style supplier before ordering.

Because the tiles are made of natural clays, some shade variation will occur between one tile and another of the same colour. It is therefore important to ensure that such shade differences are evenly distributed, before fixing the tiles, to obtain a satisfactory blend.

STEP TREADS
















Original Style recommend that treads of a different colour to the adjacent pattern are selected in order to provide an additional, visual reminder of the edge to steps and stairs.

ESTIMATING TILE QUANTITIES REQUIRED

For patterns measure the **area** to be covered by the pattern in square metres and multiply by the quantities given on pages 3 to 15. Add 5% for wastage.

For borders measure the **length** of the border in metres and multiply by the quantities given on pages 24 to 25. Add 5% for wastage.

VICTORIAN FLOOR TILES

No of pcs. per pack	Shapes & Sizes	P R O D U C T C O D E S							
		RED	BUFF	BLACK	WHITE	BROWN	BLUE	GREEN	GREY
43	 151 X 151mm (approx 6" X 6")	6106	6206	6306	6406	6506	6606	6706	6806
22	 106 X 106mm (approx 4 1/8" X 4 1/8")	6104	6204	6304	6404	6504	6604	6704	6804
20	 75 X 75mm (approx 3" X 3")	6103	6203	6303	6403	6503	6603	6703	6803
44	 53 X 53mm (approx 2" X 2")	6102	6202	6302	6402	6502	6602	6702	6802
12	 149 X 106 X 106mm (approx 6" X 4 1/8")	6116	6216	6316	6416	6516	6616	6716	6816
24	 104 X 73 X 73mm (approx 4 1/8" X 3")	6114	6214	6314	6414	6514	6614	6714	6814
48	 73 X 52 X 52mm (approx 3" X 2")	6113	6213	6313	6413	6513	6613	6713	6813
108	 50 X 36 X 36mm (approx 2" X 1 1/2")	6112	6212	6312	6412	6512	6612	6712	6812
10	 151 X 75mm (approx 6" X 3")	6123	6223	6323	6423	6523	6623	6723	6823
15	 151 X 53mm (approx 6" X 2")	6122	6222	6322	6422	6522	6622	6722	6822
30	 151 X 24mm (approx 6" X 1")	6121	6221	6321	6421	6521	6621	6721	6821
43	 151 X 151mm (approx 6" X 6")	6131	6231	6331	6431	6531	6631	6731	6831
20	 149 X 75 X 52mm (approx 6" X 3" X 2")	6132	6232	6332	6432	-	-	6732	-
10	 151 X 53mm (approx 6" X 2")	6134	6234	6334	-	6534	-	6734	-
7	 Step Tread 151 X 75mm (approx 6" X 3")	6135	-	6335	-	-	-	-	-



Step Tread tiles are 12mm thick (3mm more than other Original Style tiles) in order to provide additional strength and durability on such edges. Tilers must allow for this difference when preparing the surface for tiling.



To help interior designers and architects who work with Computer Aided Design systems plan geometric floors, Original Style offer a free CAD database.

CAUTION

The tile patterns and borders shown in this brochure are intended as approximate illustrations only. They should not be used as precise plans for any individual installation. In particular, tile cutting requirements – to finish pattern edges and to negotiate corners – will be different in each case. Original Style can accept no liability in respect of the reproduction of the designs. All tiles are manufactured to metric sizes. Any imperial measurements given are approximate only.